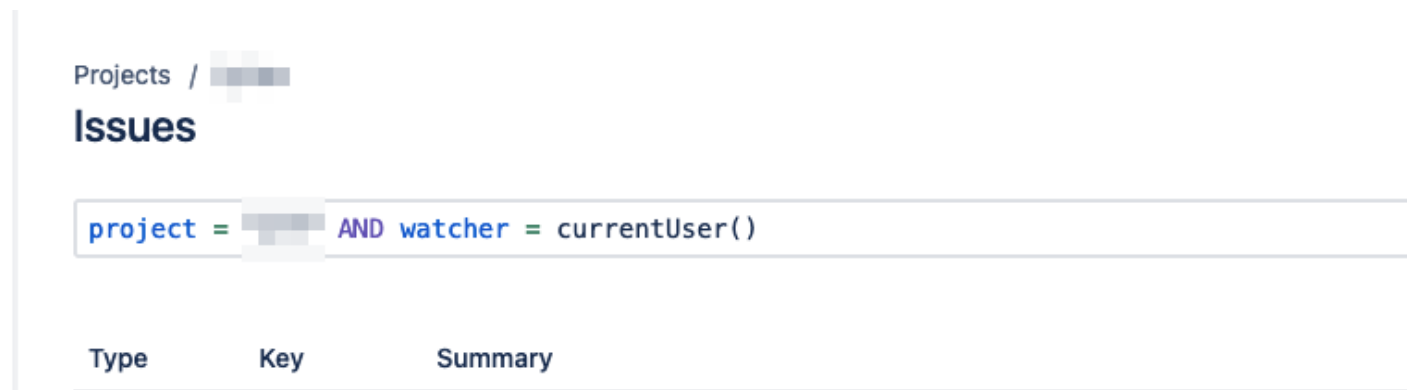


# Bulk Unsubscribe from Jira

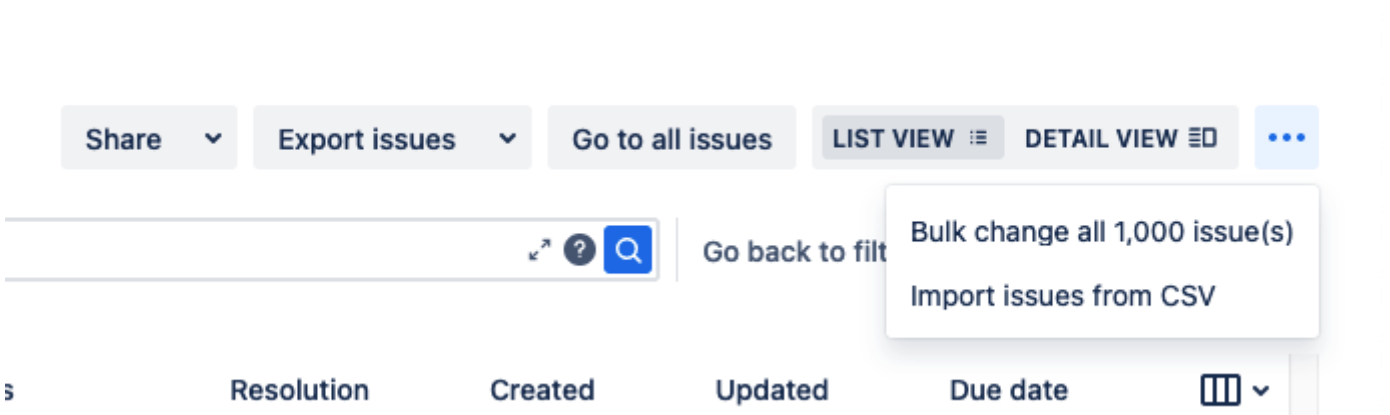
If you find yourself in a position where you are receiving a huge number of jira notifications you might want to bulk unsubscribe from jira notifications. I was responsible for a huge import of tickets so I ended up getting notified every time anyone does anything on thousands of items which was pretty irritating.

Thankfully there is a relatively simple solution. Firstly you'll want to go into the project in question and enter the issues view. In the JQL search bar at the top you can enter:

`project = "<proj-code>" AND watcher = currentUser()` where proj-code corresponds to the shortcode that your issues contain in their ID. This should generate a huge list of issues:






From there go to the kebab menu on the right hand side and select Bulk change all 1,000 issues. Unfortunately JIRA places an upper limit of 1k on all bulk actions so if you have more than that you might have to do this process a few times.







In the next view you're going to tick the checkbox at the top of the page to select all issues

 Bulk changes are currently limited to 1,000 issues.

<input checked="" type="checkbox"/>	T	Key	Summary	Assignee	Reporter
<input checked="" type="checkbox"/>				Unassigned	
<input checked="" type="checkbox"/>	<input checked="" type="checkbox"/>			Unassigned	
<input checked="" type="checkbox"/>				Unassigned	
<input checked="" type="checkbox"/>				Unassigned	

Scroll all the way to the bottom of the page and click Next

<input type="checkbox"/>		
<input type="checkbox"/>		
<input type="checkbox"/>		
<input type="checkbox"/>		

Next

Select the "Stop Watching Issues" radio button and click Next

## Step 2 of 4: Choose bulk action

Choose which action you'd like to take on the selected issues.

[Learn more about each bulk action](#)

- |   |   |
|---|---|
| <input type="radio"/> Edit Issues                     | Edit field values of issues   |
| <input type="radio"/> Move Issues                     | Move issues to new projects and issue types   |
| <input type="radio"/> Transition Issues               | Transition issues through workflow  |
| <input type="radio"/> Delete Issues                   | Permanently delete issues from Jira   |
| <input type="radio"/> Watch Issues                    | Watch all the selected issues. You will receive notifications when any of these issues are updated.                   |
| <input checked="" type="radio"/> Stop Watching Issues | Stop watching all the selected issues. You will no longer receive notifications when any of these issues are updated. |

Next

Confirm the instruction:

# Bulk Operation

## Step 4 of 4: Confirmation

- Choose Issues  
Selected **764** issues from **1** project(s)
- Choose Operation
- Operation Details
- Confirmation**

Please confirm that you wish to stop watching the selected **1000** issues.

Confirm

Next, wait for the operation to complete and click "Acknowledge". You'll probably have to do this a few times if you have more than 1000 items to unsubscribe from.

### Bulk Operation

#### Bulk Operation Progress

##### Unwatching 1,035 issues



Bulk operation is 100% complete.  
Task completed in 50 seconds  
Started Today 1:38 PM.  
Finished Today 1:39 PM.

Acknowledge

## Resources

- <https://community.atlassian.com/t5/Jira-Software-questions/How-do-I-stop-watching-all-issues-in-a-project/qaq-p/1007931> (Mirror)